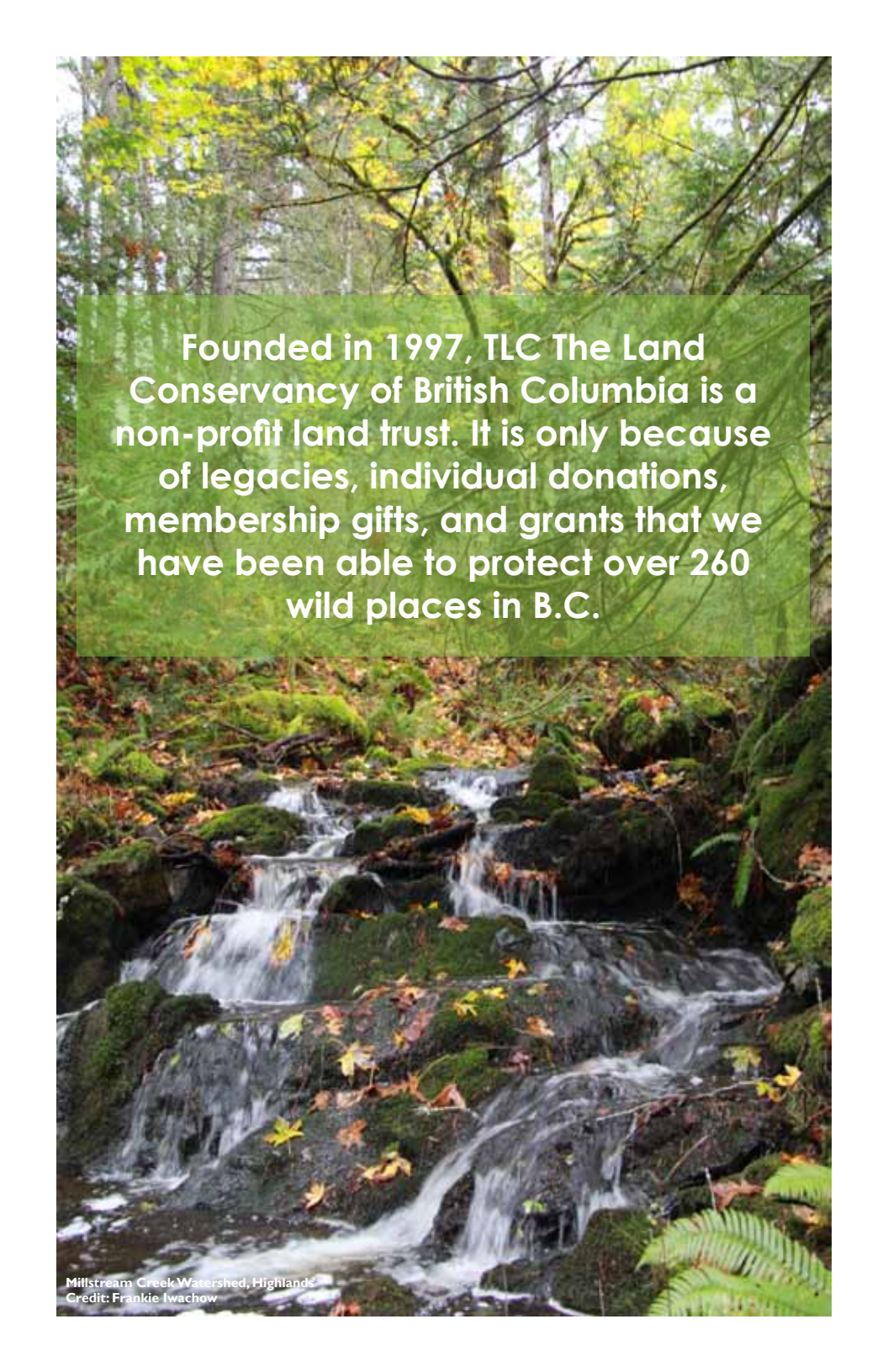


creating your green legacy

PROTECTING VITAL HABITAT
NOW & TOMORROW





Founded in 1997, TLC The Land Conservancy of British Columbia is a non-profit land trust. It is only because of legacies, individual donations, membership gifts, and grants that we have been able to protect over 260 wild places in B.C.

What will your Legacy be?

At TLC, we want to partner with you to help you realize your legacy goals and safeguard threatened habitat across B.C. Leaving a gift in your Will creates a lasting legacy, protecting vital ecosystems and the diverse life that depend on them, in perpetuity.

TLC's mission statement reflects United Nations Sustainable Development Goal 15 Life on Land - as we work to *protect and restore the biological diversity of British Columbia for present and future generations, through action and education.*

Healthy ecosystems support biodiversity and can play a significant role in **mitigating climate change**. It's now more important than ever to work together to ensure these threatened habitats are protected. As people who care about B.C.'s wilderness, we have the opportunity to make a difference and leave this world a better place, for generations to come.

As a member of TLC, I have witnessed the positive

impact we can have on the world around us. When you remember TLC The Land Conservancy of British Columbia in your Will, your conservation values will continue to make a difference in the future. And by creating a legacy to protect endangered natural habitats you are demonstrating a level of commitment that inspires others to do the same.

I hope this booklet will work as a useful guide in your planned giving process as well as show you how valuable your support is. We are truly grateful for your consideration of this most personal and lasting gift. If you have questions, please do not hesitate to contact our office. We would be pleased to help.



LJ Cross

Lisa Cross
Donor
Relations
Manager

TLC The Land Conservancy of BC
5150 Cordova Bay Rd
Victoria, BC V8Y 2K6
1-877-485-2422
lcross@conservancy.bc.ca



Fawn in Salam
Credit: Marcie Ambeault

LEGACY STORIES




Joan Alston-Stewart

Joan moved to the Blenkinsop Valley as a young girl where she developed a love of gardening and landscape design from her father, Ed Lohbrunner. In the years prior to her passing, Joan met with TLC staff and board to discuss her wish to see the lands she and her husband, Gordon, had called home for decades permanently protected to support birds and other wildlife.

In her Will, Joan left three properties, totaling over 8 acres, to TLC. These rare urban greenspaces are located along the Lochside Trail, near Blenkinsop Lake. In addition, Joan left funds to support TLC's historic Abkhazi Garden. Her bequest of \$8.8 million is the largest bequest donation in TLC's history.

Joan's visionary legacy will live on through her generosity and love of the natural world

TLC is honoured and grateful for Joan's generous gift and looks forward to safeguarding the properties she left in our care, for generations to come.



Fort Shepherd Conservancy Area, Kootenays
Credit: Frankie Iwachow

Remembering TLC in your Will

The donations that we receive through bequests hold significant potential for the future of TLC. They allow us to care for our properties, carry out projects and fund new campaigns.

When you make a bequest, a tax receipt for the full amount of the donation is issued to your estate. Any unused credit can be carried back one year and applied to taxes owing in that year to obtain a tax refund for your estate.

Ways to leave a legacy gift to The Land Conservancy of B.C.

1. A straightforward cash gift to TLC for general purposes.

This is usually a specified amount for TLC to use *where it is needed most*.

2. A share of Estate or % of Residue.

Many people choose not to leave a stated sum of money but rather to leave a share or the residue. This way, you can prioritize legacy gifts to your loved ones first.

3. A donation in your Will to a specific region, campaign, or aspect of our work.

Perhaps you would like to contribute to the continued protection of a particular

region that you remember with fondness. You may wish to provide habitat for species at risk. You can instruct us to use the funds for only a specific purpose or you can tell us to do our best but if we cannot meet your request, to use our discretion.


We urge you to speak with TLC staff about designating your gift, to ensure that we will be able to fulfill your wishes. Being too restrictive may limit our ability to make effective use of your gift.

4. Make a gift of your property.

If you own property that is potentially worth preserving in its own right we would be delighted to discuss this with you. Alternatively, you may simply want TLC to benefit from the sale of your property. It is advised that you contact TLC beforehand to discuss your intentions to ensure that your wishes can be fulfilled.

5. Make a gift of an item or the contents of your house.

Some people choose to make a donation of chattels (an item or items they own) to TLC in their Will; for instance special belongings such as a piece of furniture, a painting or even the contents of your house. TLC would be pleased to discuss this with you or arrange for someone to visit your home.



Credit: Frances Litman

LEGACY STORIES



Gerhard & Nora Huland

When the Huland's were looking to retire, Gerhard and Nora chose B.C., where they fell in love with the beauty and majesty of their newly adopted province.

As they enjoyed their 25+ years of retirement on Vancouver Island, surrounded by B.C.'s rugged beauty, it became important to them to do all they could to ensure the continued protection of wild spaces in the province they had come to love.

After reading about TLC's conservation work and mission, they knew they wanted to be part of its continued success going forward. By choosing to make a legacy gift to TLC their dream of protecting natural habitats, and special properties, like TLC's Abkhazi Garden, will live on in perpetuity.

At TLC, our donors are our partners in conservation, and we are deeply honoured and grateful to move forward, working to protect land and vital habitat across this beautiful province, in Gerhard and Nora's memory.



Abkhazi Garden, Victoria
Credit: Jeff de Jong

Simple Tips to Making your Will

Everyone should have a Will - and keep it up to date. It is the only way to make sure that your wishes are followed after your lifetime. Making a Will is neither difficult nor time-consuming, especially when you consider how it can protect you. The process can be broken down into a number of simple steps.

1. Hire a lawyer. Lawyers come with a wide range of skills, so be sure to look for a one that specializes in Wills and Estates. Putting together an average Will is not a complicated process and most lawyers would be happy to give you an estimate of fees in advance of your appointment.

2. Work out the value of your estate. Your lawyer or financial advisor can perhaps assist you with this exercise. This should be the estimated total sum of your property, money and possessions at the end of your lifetime, less anything that you owe such as an outstanding mortgage or loan.

3. Decide who you want to benefit from your Will. As well as family and friends, many people choose to remember charities and causes they have held dear throughout their lives. Charitable giving can also help reduce the tax payable by your estate.

4. Choose your executor(s) to make sure that your Will is properly discharged. Your executors can be professional advisors such as a lawyer, or relatives, or friends.

5. Keep your Will safe. Make at least two copies, one is often retained by your lawyer, the other can be kept in a safety deposit box or safe. Tell your executors where the original Will can be found.


6. It is vital that you keep your Will up to date. This means you should review it periodically to make sure it continues to reflect your wishes and your current circumstances. For instance, if you move house or your marital status changes, you may need to change your Will. Similarly, the birth of a child or grandchild may trigger an update of your Will.

7. When making a legacy gift to TLC - It is important to correctly identify the charity using the full legal name. In the case of TLC, the correct name is:

TLC The Land Conservancy of British Columbia

**5150 Cordova Bay Rd
Victoria, BC V8Y 2K6**

**Registered charity number
88902 8338 RR0001**



Clearwater Wetlands & Wildlife Corridor
Credit: Frankie Iwachow

Sample Wording

The wording samples below are suggestions only.
You and your legal advisor may come up with variations to better suit your wishes.

I direct my Trustees to pay or transfer to TLC The Land Conservancy of British Columbia, the sum of \$_____ .

I direct my Trustees to pay or transfer to TLC The Land Conservancy of British Columbia, all of (or ____% of), the residue of my estate.

I direct my Trustees to pay or transfer to TLC The Land Conservancy of British Columbia, the sum of \$_____, to be used for where it is needed most.

Final Thoughts

While land conservation is important to you - so are your loved ones. Writing a Will allows you the peace of mind to take care of your loved ones first, then consider making a cash gift, or giving a percentage of the residue of your estate to TLC so that we may continue your conservation legacy. Charitable gifts are also good way to reduce the tax liabilities of your Estate.



Yellow Cedar Hug
Credit: Frankie Iwachow



Contact us

Please reach out with any questions you may have to:

TLC Head Office

5150 Cordova Bay Rd
Victoria, BC V8Y 2K6

Phone: 250-479-8053

Fax: 250-744-2251

Toll Free: 1-877-485-2422

Email: lcross@conservancy.bc.ca

www.conservancy.bc.ca